

# Building Permit Activity

January 2025

# New Applications

## 2025

## 2024

### January

### Year To Date

### January

### Year To Date

### Year End

#### Application Received

**261**

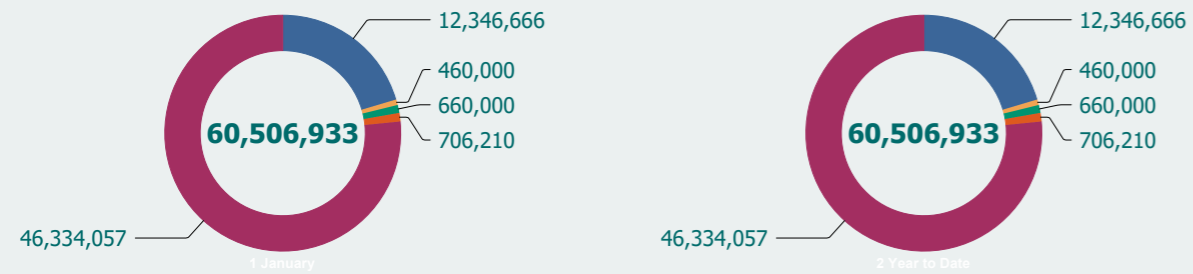
**261**

#### Permits Fee (Pay Date)

**\$363,489**


**\$363,489**

#### Construction Value \$



Commercial Industrial Institutional Mixed Residential

#### New Residential Units



Other Semi & Detached Townhouses

#### Application Received

**194**

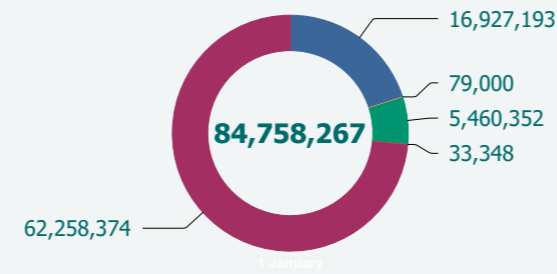
**194**

#### Permits Fee (Pay Date)

**\$404,119**

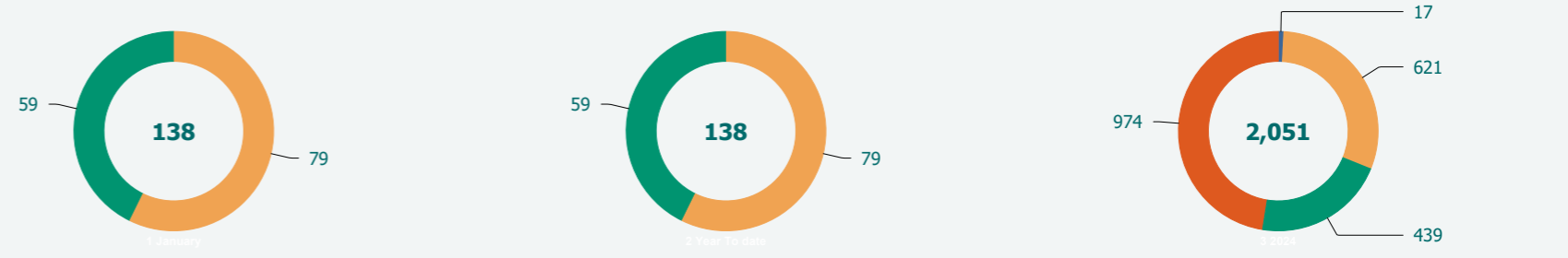
**\$404,119**

#### Construction Value \$



Commercial Industrial Institutional Mixed Residential Assembly

#### New Residential Units



Other Semi & Detached Townhouses Apartments

# Permits Issued

2025

2024

January

Year To Date

January

Year To Date

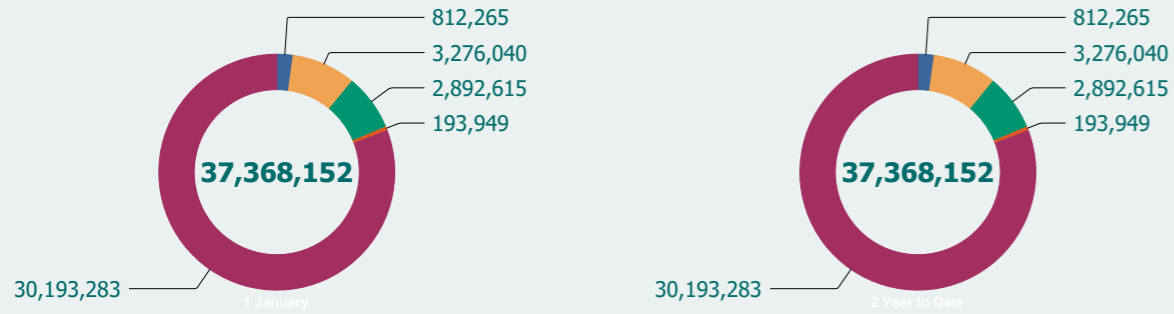
Year End

## Permits Issued

122


122

Construction Value \$



Commercial Industrial Institutional Mixed Residential

## New Residential Units



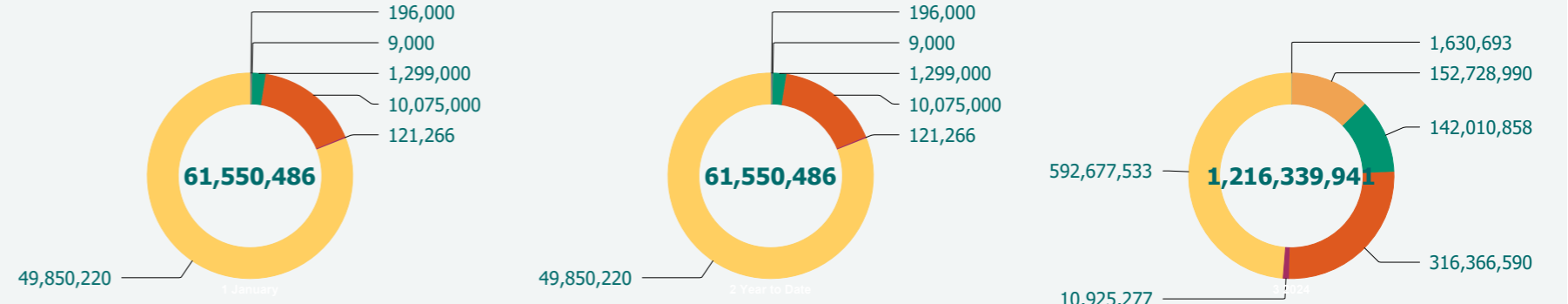
Apartments Other Semi & Detached Townhouses

## Permits Issued

162

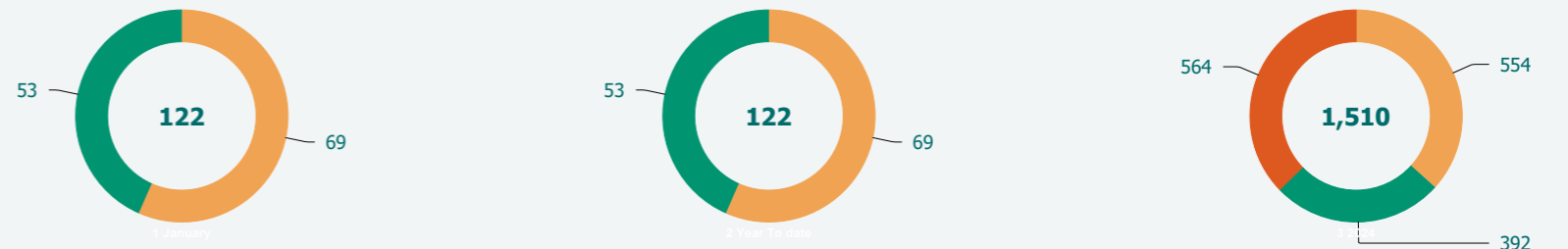
162

Construction Value \$



Assembly Commercial Industrial Institutional Mixed Residential

## New Residential Units



Other Semi & Detached Townhouses Apartments

## Projected Building Permit Revenue

\$5,400,000

Target Values Only

\$4,550,000