

# Building Permit Activity

April 2024

# New Applications

## 2024

## 2023

April

Year To Date

April

Year To Date

Year End

### Application Received

125

545

### Permits Fee (Pay Date)

\$1,057,515


\$2,658,606

### Construction Value \$



Commercial Industrial Institutional Mixed Residential

### New Residential Units



Other Semi & Detached Townhouses Apartments

### Application Received

171

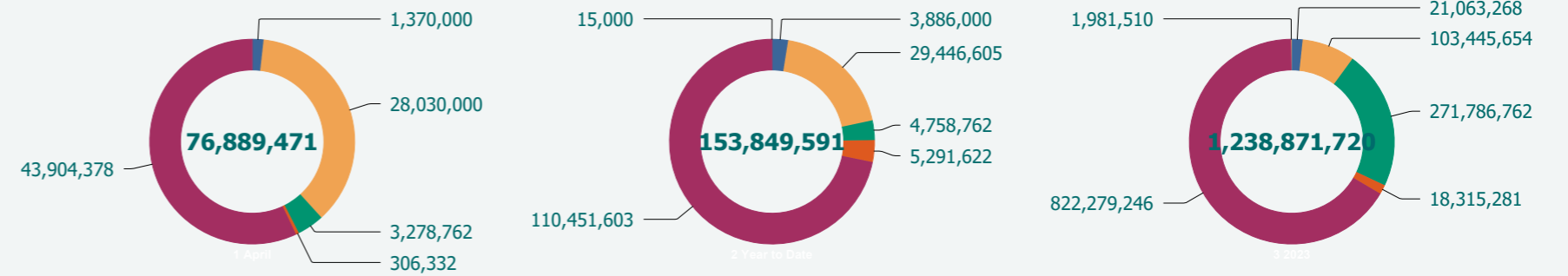
507

### Permits Fee (Pay Date)

\$391,343

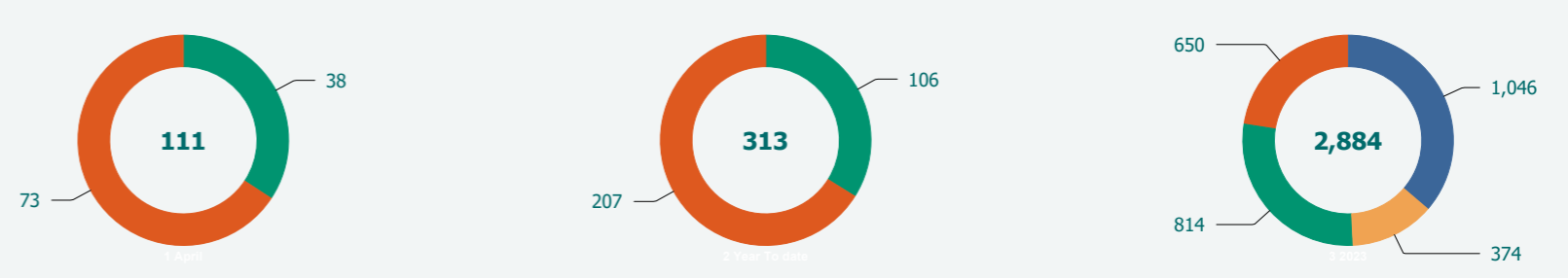
\$1,337,603

### Construction Value \$



Commercial Industrial Institutional Mixed Residential Assembly

### New Residential Units



Apartments Other Semi & Detached Townhouses

# Permits Issued

2024

2023

April

Year To Date

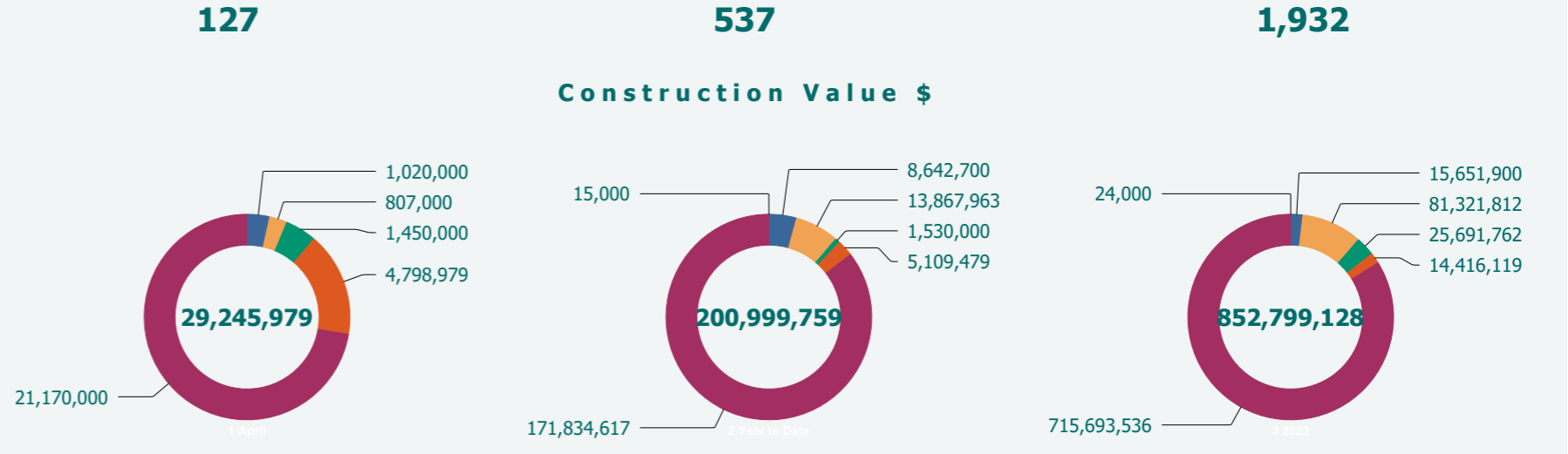

April

Year To Date

Year End

## Permits Issued

## Permits Issued

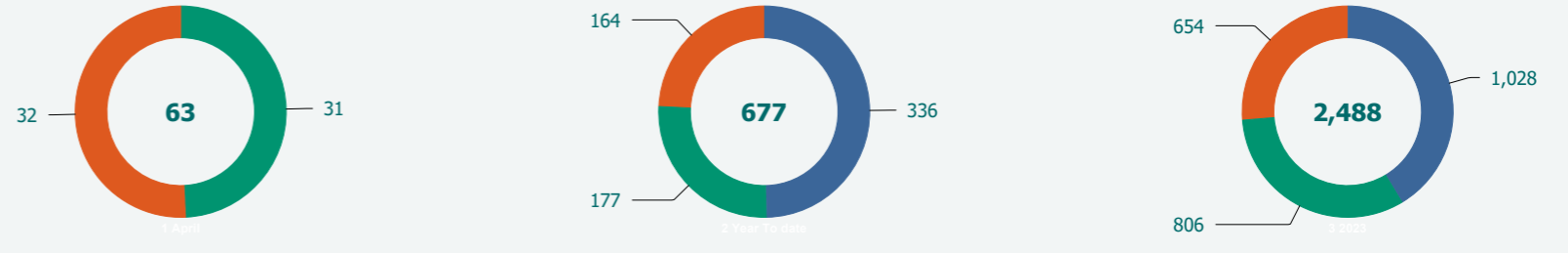



Commercial Institutional Mixed Residential Assembly Industrial

Commercial Industrial Institutional Mixed Residential Assembly

## New Residential Units

## New Residential Units



Other Semi & Detached Townhouses

Apartments Other Semi & Detached Townhouses

## Projected Building Permit Revenue

\$4,550,000

\$4,100,000