

Building Permit Activity

October 2025

New Applications

2025

2024

October

Year To Date

October

Year To Date

Year End

Application Received

Application Received

89

1,388

183

1,422

1,811

Permits Fee
(Pay Date)

Permits Fee
(Pay Date)

\$135,695

\$4,287,193

\$1,469,596

\$6,876,966

\$9,088,685

Construction Value \$

Construction Value \$



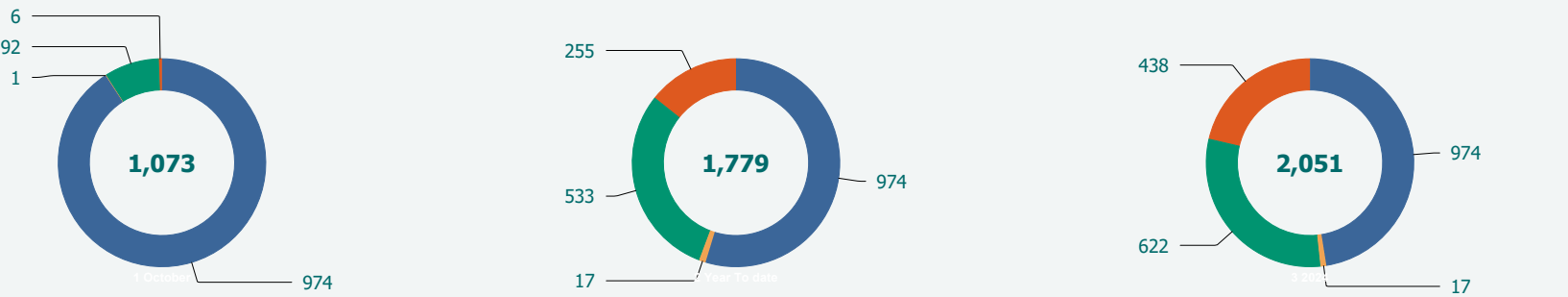
Commercial Industrial Institutional Mixed Residential Assembly

New Residential Units



Other Semi & Detached Townhouses Apartments

New Residential Units



Apartments Other Semi & Detached Townhouses

Permits Issued

2025

2024

October

Year To Date


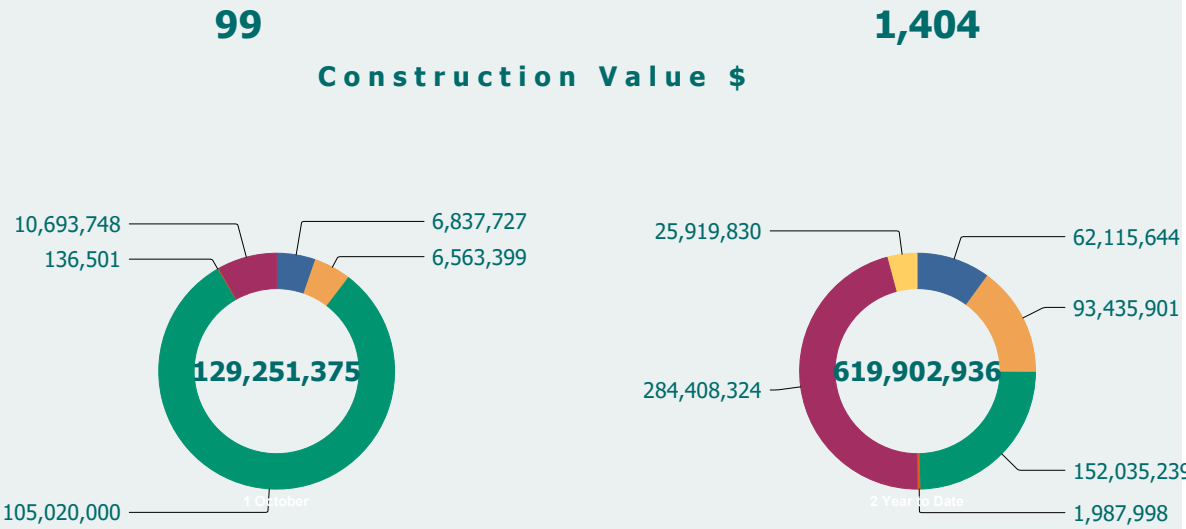
October

Year To Date

Year End

Permits Issued

Permits Issued

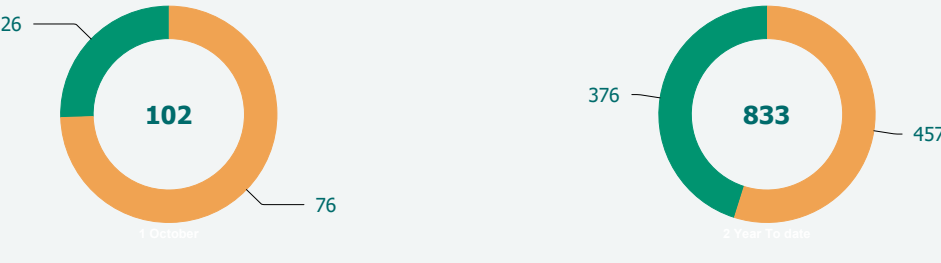



Commercial Industrial Institutional Mixed Residential Assembly

Commercial Industrial Institutional Mixed Residential Assembly

New Residential Units

New Residential Units



Other Semi & Detached Townhouses Apartments

Other Semi & Detached Townhouses Apartments

Projected Building Permit Revenue

\$5,400,000

Target Values Only

\$4,550,000